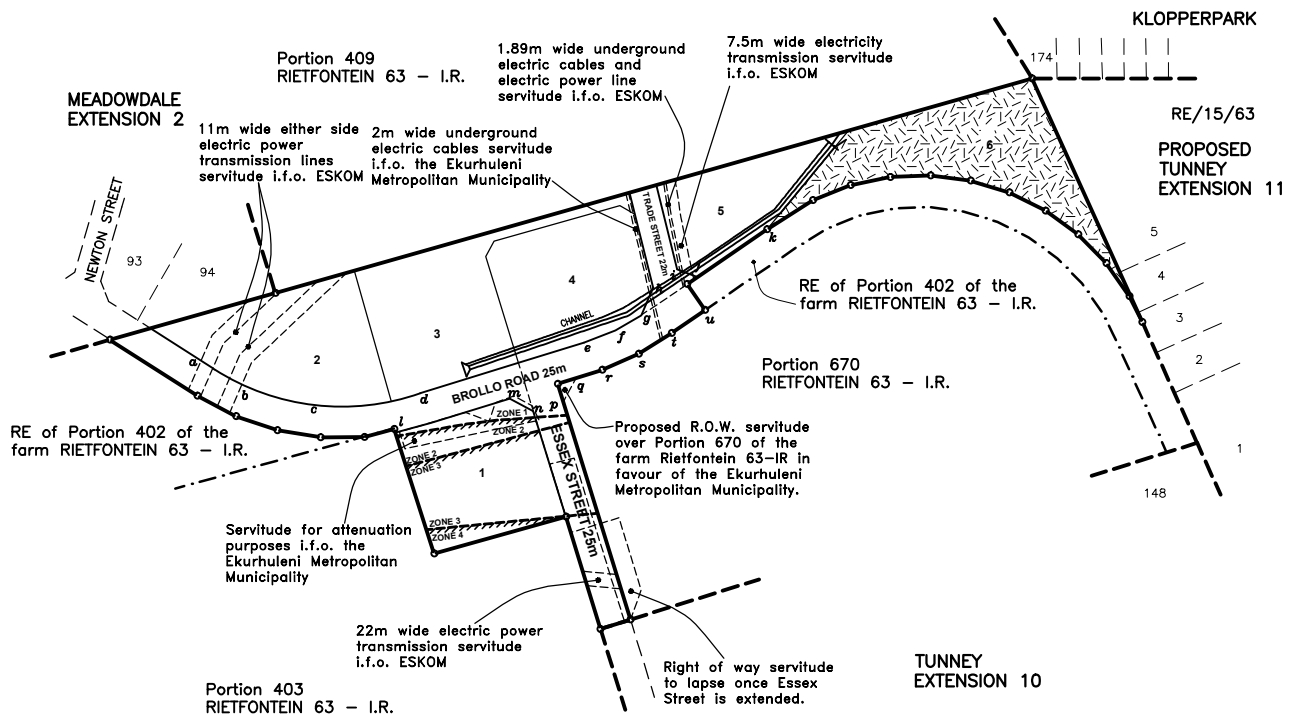


# Tunney Extension 16

## (Unproclaimed)



Jan 2018



### UNDERMINING SAFETY ZONES


- ZONE 1 Unrestricted
- ZONE 2 Buildings and/or structures shall be limited to one storey with a maximum wall height of 6 metres, measured from the floor to the eaves with no basement level. The buildings and/or structures in this zone shall be designed by a registered architect or professional structural engineer in such a manner and consist of such material as to ensure, as far as possible, the safety of the occupants in accordance with undermining conditions prevailing in this zone
- ZONE 3 Buildings and/or structures shall be limited to two storeys with a maximum wall height of 10,5 metres from the floor to the eaves, with no basement level.
- ZONE 4 Two storeys with a maximum wall height of 10,5 metres measured from the floor to the eaves, with one basement level not exceeding 3,35 metres, measured below mean ground level.

### Approximate Erf Sizes

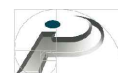
ERF AREA (m<sup>2</sup>)

1	11 066
2	12 093
3	12 237
4	11 295
5	7 715
6	13 765

Erven:  Sold

Not  
Available: 

100 10 50 100 200  
m



**iPROP**  
Innovative property solutions

Tel. No. 011 496 1777

Fax. No. 011 496 1222